

State of the Sector 2024



Size, shape and geography

Data on the number of organisations in Scotland, local and national data tables, and searchable maps.

Last updated: November 2024

Organisations



Maps



New charities



Geography



Activities

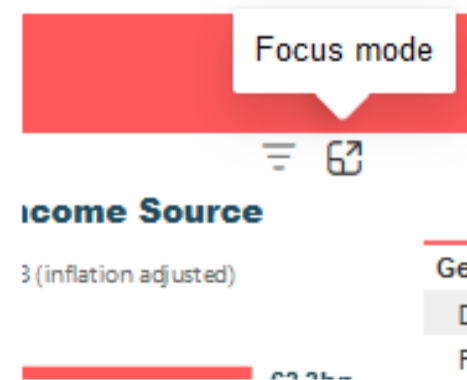
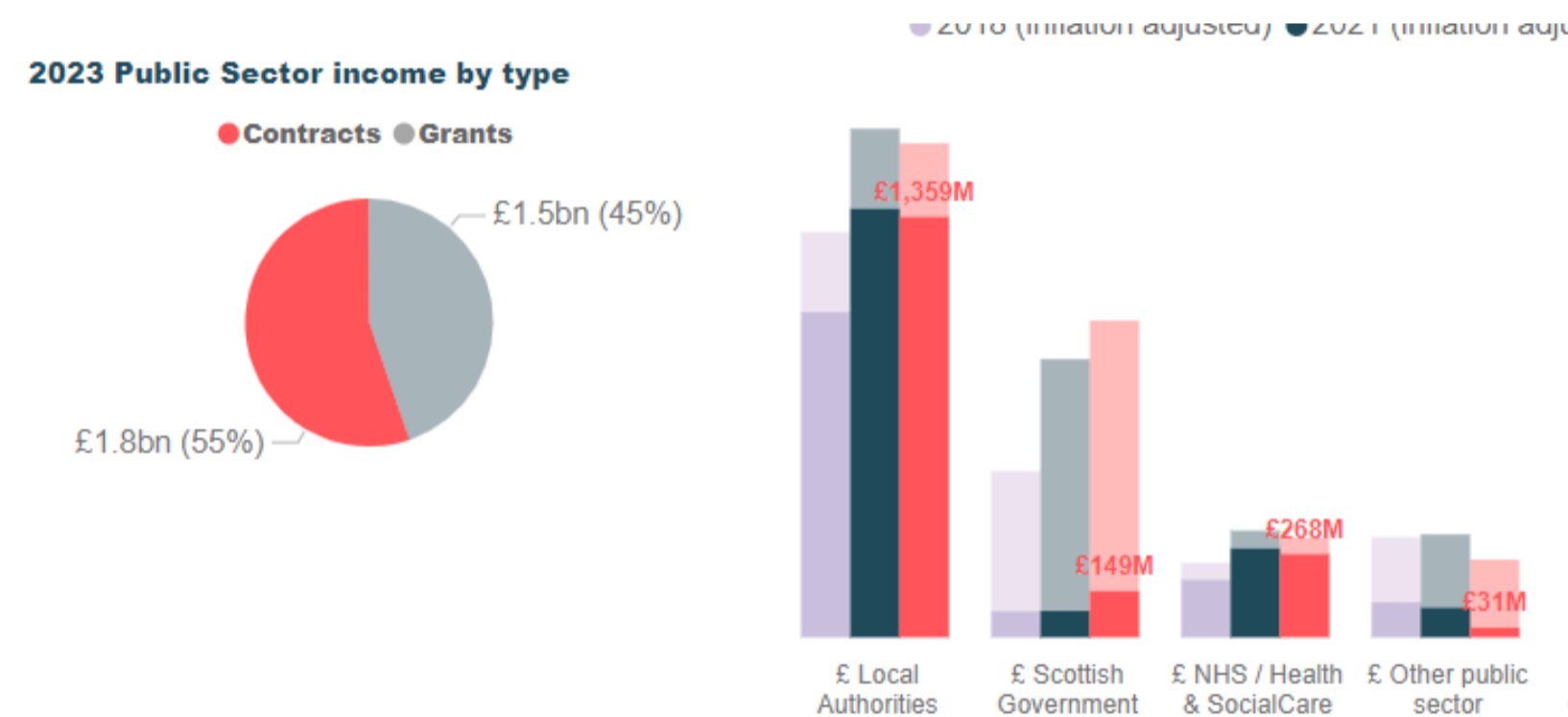


See also our [Funding and Finance](#) and [People](#) pages.

Information on the methodology and data sources used by SCVO is available in our [Sector Stats Methodology](#).

A summary of the data presented here and related briefings are also available in our [Evidence Library](#).

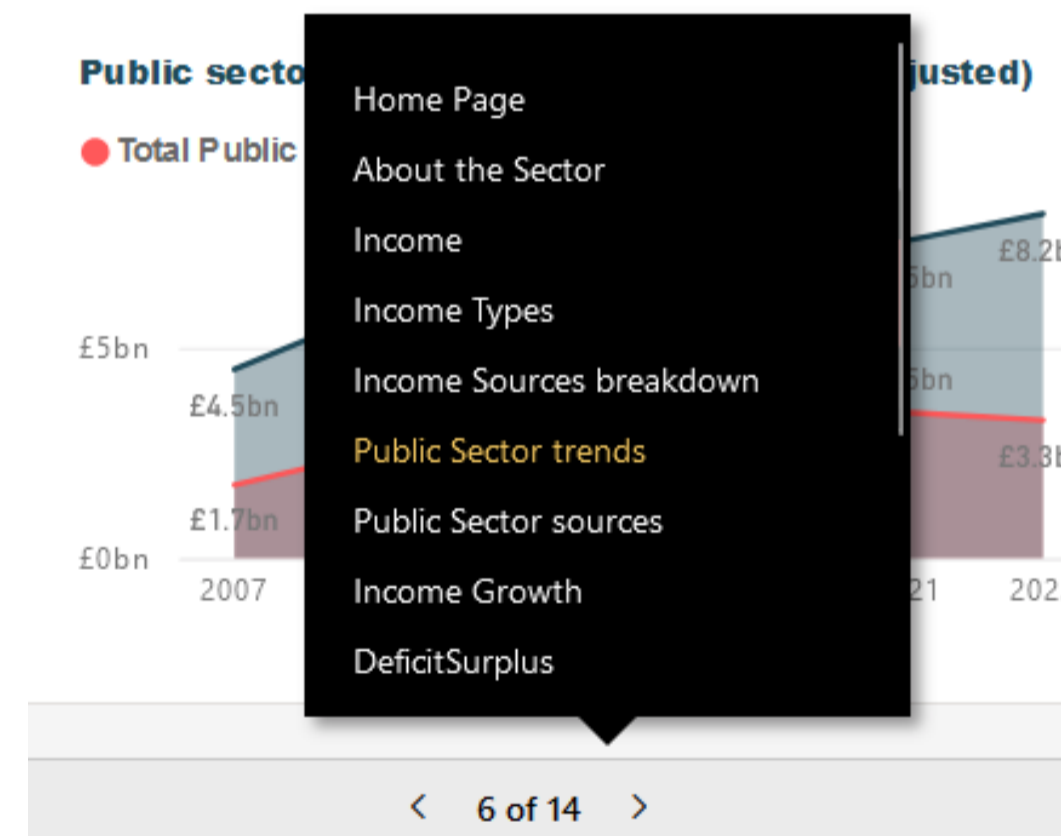
Click on any graph element to filter the data on each page:



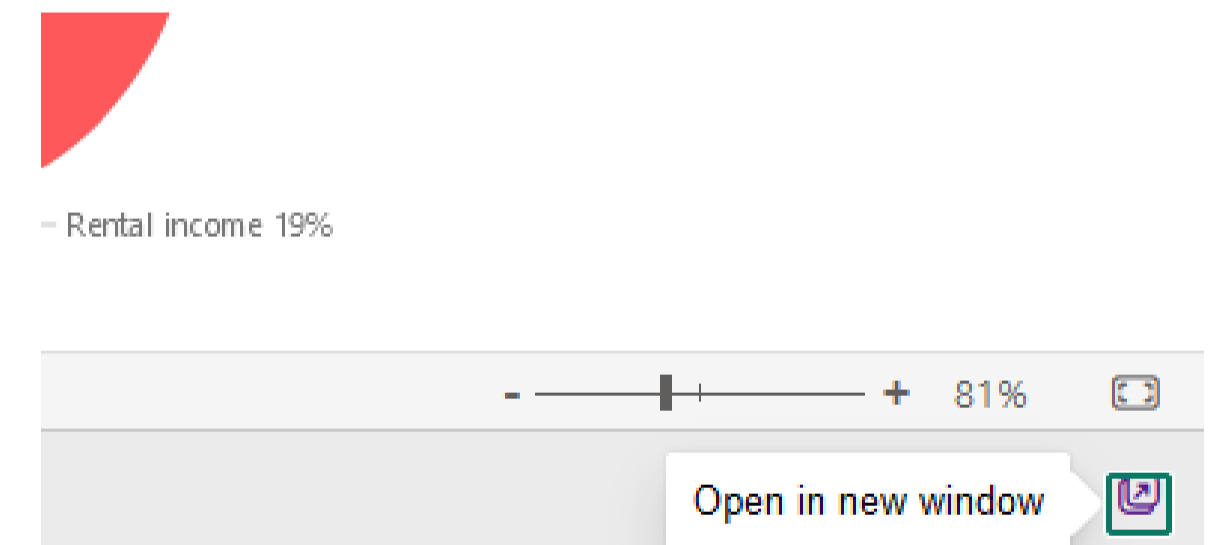
Click on Focus mode to view larger charts.

You can also right click on any chart to 'View as Table'

Click on the page numbers at the foot of a page to bring up the menu and navigate to a specific section:



To view all pages in a larger format click on the icon on bottom right to open in a new window.



About the Sector - key facts

"Voluntary sector organisations work to achieve social or environmental goals. They are independent, not driven by profit (reinvesting any profit back into their communities) and are run by individuals who do not get paid for running the organisation".

The Scottish voluntary sector encompasses over 46,500 community groups, charities and social enterprises, contributing to the well-being of people and communities across Scotland.

Organisations range from grassroots community groups, arts and sports clubs and village halls, to large housing and social care providers. Around half of all voluntary organisations are registered charities.

Boundaries between the voluntary, public and private sectors can be subjective and are often blurry. SCVO uses the following criteria to assess whether an organisation is part of the voluntary, or third, sector:

- Social, environmental or public benefit
- Organised, i.e. have a constitution
- Self-governing, i.e. fully responsible for any decisions, including winding up the organisation
- Non-statutory i.e. independent from government
- Non-profit distributing (any profits generated are re-invested in the organisation/community not passed to shareholders or directors, and there is an 'asset lock')
- Volunteer-led i.e. run by unpaid board members

For an overview see our [About the Sector](#) page.



There are over 46,500 voluntary organisations active in Scotland



88% of voluntary organisations are local



34% of organisations are in rural or remote areas



In 2023 the voluntary sector in Scotland had a turnover of £9.7bn



In 2023 voluntary sector spend was £9.3bn




The sector looks after Assets worth over £39bn



830,000+ people volunteered with organisations in 2023



Scotland's voluntary sector employs 136,000+ paid staff



Women make up 64.5% of the sector's workforce

46,500+ voluntary organisations

made up of

23,636	Scottish charities ^{1 + 2 + 3}
1,285	UK-wide charities working in Scotland
20,060	Community groups without charitable status ⁴
1,713	Community Interest Companies limited by guarantee
83	Credit Unions
300	Social enterprises not covered above ³
46,581	<i>Total known Scottish voluntary organisations</i>

1. **23,636** of the 23,774 Scottish charities currently on the [Scottish Charity Register](#) meet [SCVO's third sector criteria](#). The 137 charities excluded by this criteria include formal education providers such as universities and government-related bodies that lack independence from the state - see our Exclusions page for more.

2. For more info on charities in Scotland see [OSCR's sector overview 2023](#)

3. Over 6,000 of the sector's 46,000+ organisations are also **Social Enterprises**. For more info on social enterprises see the [Social Enterprise in Scotland Census](#).

4. **For every 10 registered Scottish charities there are a further 8 community groups**. For more about the sector's 20,000+ community groups see our [Community Groups in Scotland](#) briefing.

Hold down Ctrl to select more than one filter option

Filter by type of voluntary organisation

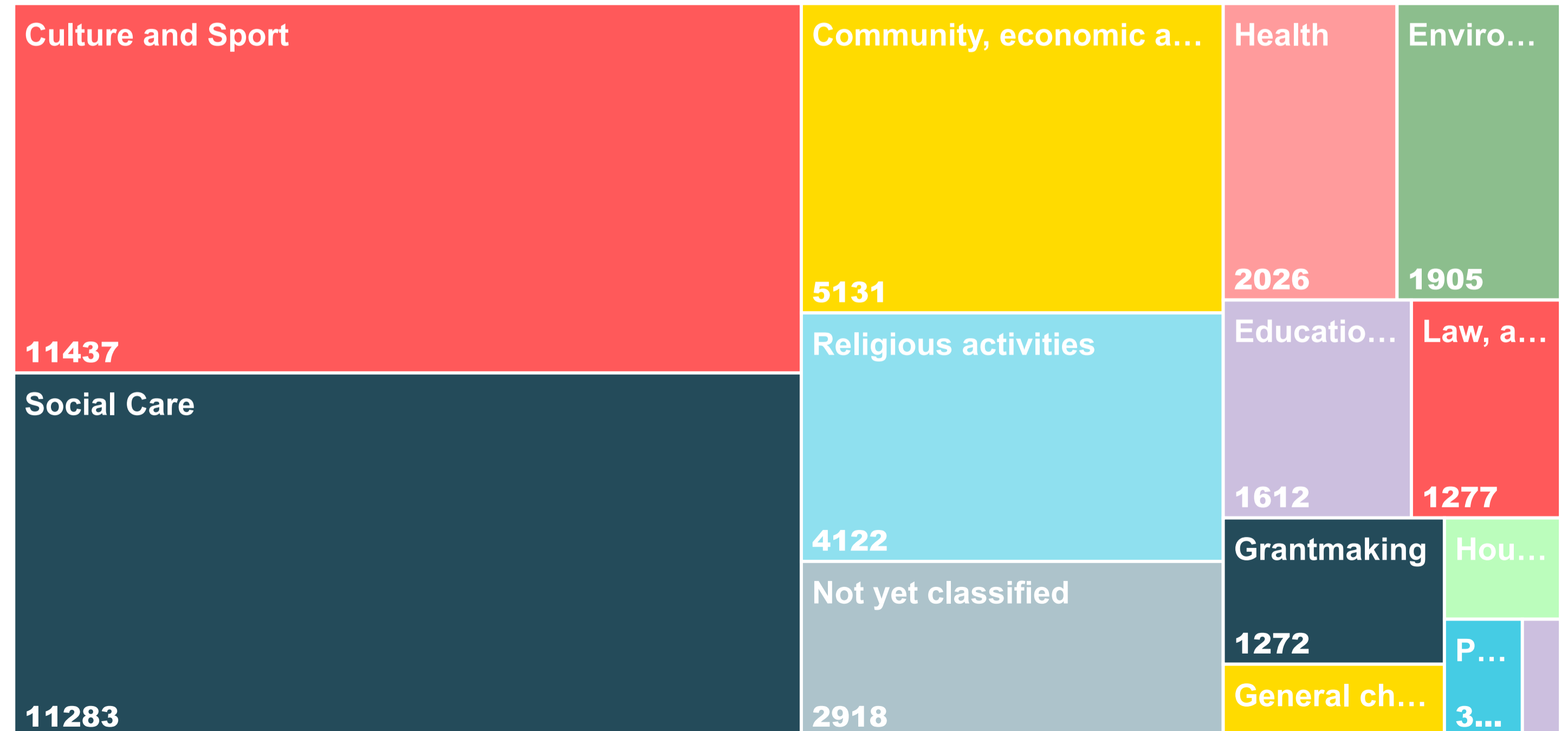
- Community group
- Community Interest Company (CIC)
- Registered charity

Click on Drill Mode then an activity field to drill down into the data below

Filter by Local Authority

- Aberdeen
- Aberdeenshire
- Angus
- Argyll and Bute
- Clackmannanshire
- Dumfries and Galloway
- Dundee
- East Ayrshire

Number of Organisations by Activity



Charity formations and closures: 2020 to 2024



760+

new Scottish charities formed in 2024

2

new charities approved every day in 2024

1,100+

charities removed from register in 2023 and 2024

The number of new charities being registered with OSCR remains fairly stable, at just under 800 in 2024.

Despite the pandemic and the challenging funding environment, the number of organisations applying to OSCR for charitable status remains high at 700-800 per year.


However, while the number of charities being wound up dipped during Covid, it is now rising. Over 1,000 charities were removed from OSCR's Scottish Charity Register in both 2023 and 2024, significantly higher than in previous years.

OSCR is currently undertaking a major programme to remove inactive charities from the register so it is unclear how many charities have been removed due to this exercise, and how many have closed due to other factors such as funding or volunteer shortages.


Martin Tyson (OSCR) has written an article on [Charity lifecycles: dissolution and evolution](#) which discusses the trends OSCR has seen.

New Charities >>>

In recent years there has been a slight shift in what charities are being set up to do:



Fewer charities are being set up for **Social Care** or **Religious** purposes

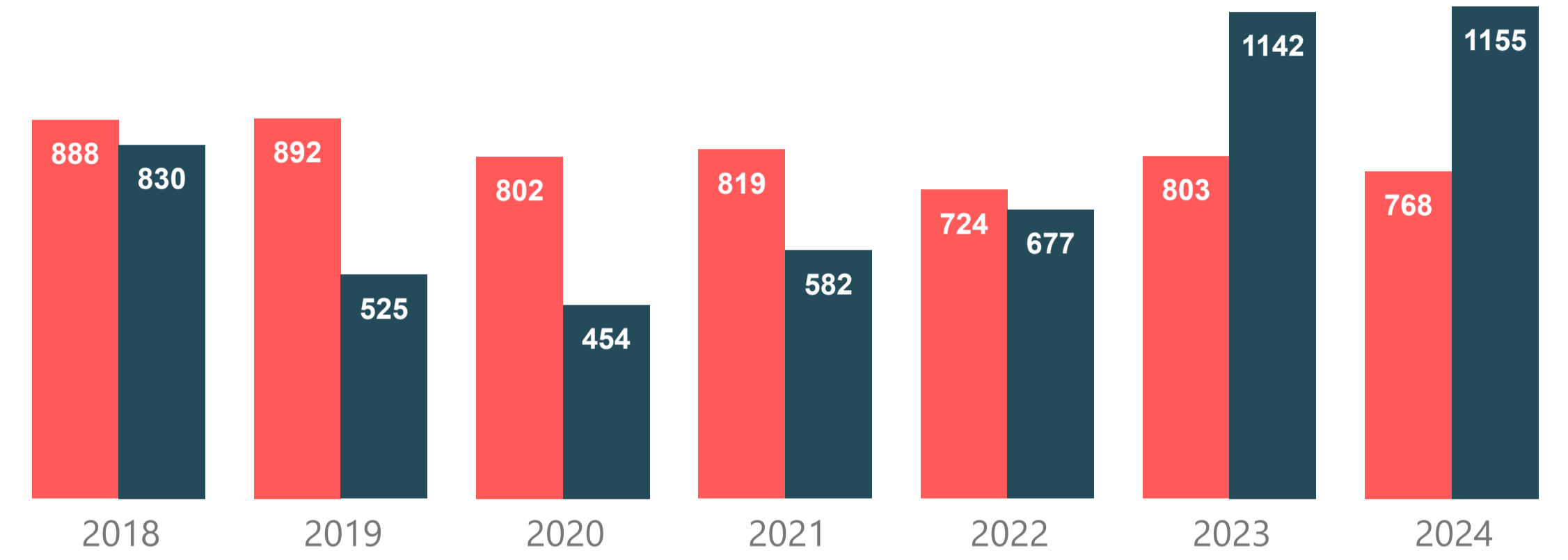


Increase in charities with a focus on **Culture and Sport, Community Development, Environment, Health and Equalities** and **Hardship**

Charities registered and Charities removed from OSCR register by Year

● Charities registered ● Charities removed from register

Source: OSCR 2024



Main activities of new charities

Simplified ICNPO	New (registered Jan 2020+)	Pre 2020
Social Care	18%	30%
Culture and Sport	24%	20%
Religious activities	10%	15%
Community, economic and social development	17%	13%
Education and research	5%	5%
Health	7%	5%
Grantmaking	7%	5%
Environment and Animals	7%	4%
Law, advocacy and civic organisations	4%	2%
General charitable purpose	1%	2%

Scottish voluntary sector data by area of work



The following table presents the data using SCVO's adapted classification system based on the [International Classification of Non-Profit Organisations \(ICNPO\)](#).

Please note that some classification categories are new and during the transition period may contain few records, and that not all community group data has been classified.

To see breakdowns within each ICNPO/SCNPO activity area:

1. enable **drill down** by hovering over table and ensuring down arrow at top right is on (white arrow on black background)
2. Click on an activity area or Select 'Expand down one level of the hierarchy'

Filter by org type

- Community group
- Community Interest Company (...)
- Registered charity

Click on a column heading to sort data

Simplified ICNPO	No of Orgs	Income	Expenditure	Paid Staff
Community, economic and social development	5131	£543,793,919	£501,092,266	8,611
6100 Community development	2928	£396,386,164	£358,248,853	5,458
6111 Village halls and community centres	1552	£47,042,636	£45,430,488	1,188
6112 Community transport	110	£7,879,276	£7,552,611	213
6120 Economic development	73	£16,358,541	£15,123,461	181
6140 Credit Unions	81			
6300 Employment and training	387	£76,127,302	£74,736,853	1,571
Culture and Sport	11437	£852,366,394	£832,541,107	12,217
1100 Culture and Arts	4979	£606,321,131	£599,974,125	8,946
1200 Sport and Recreation	4604	£231,984,799	£220,027,327	3,100
1300 Other Recreation and social clubs	1854	£14,060,464	£12,539,655	171
Education and research	1612	£418,367,788	£445,948,170	5,523
2100 Primary and secondary education	116	£57,366,591	£58,010,693	609
2110 Parent-teacher associations	348	£4,211,942	£3,957,148	22
2120 Educational foundations	265	£56,963,763	£51,971,050	390
2200 Higher education	41	£33,268,407	£37,003,722	97
Total	44620	£8,111,938,011	£7,813,777,011	118,874

Filter by Local Authority

- Aberdeen
- Aberdeenshire
- Angus
- Argyll and Bute
- Clackmannanshire
- Dumfries and Galloway
- Dundee
- East Ayrshire
- East Dunbartonshire
- East Lothian
- East Renfrewshire
- Edinburgh
- Falkirk
- Fife
- Glasgow
- Highland
- Inverclyde
- Midlothian
- Moray
- Na h-Eileanan Siar (Western Isles)

Geographical Information: interactive map of voluntary organisations



Map filters

Click on map below and use your mouse to zoom in and out.

Field of activity

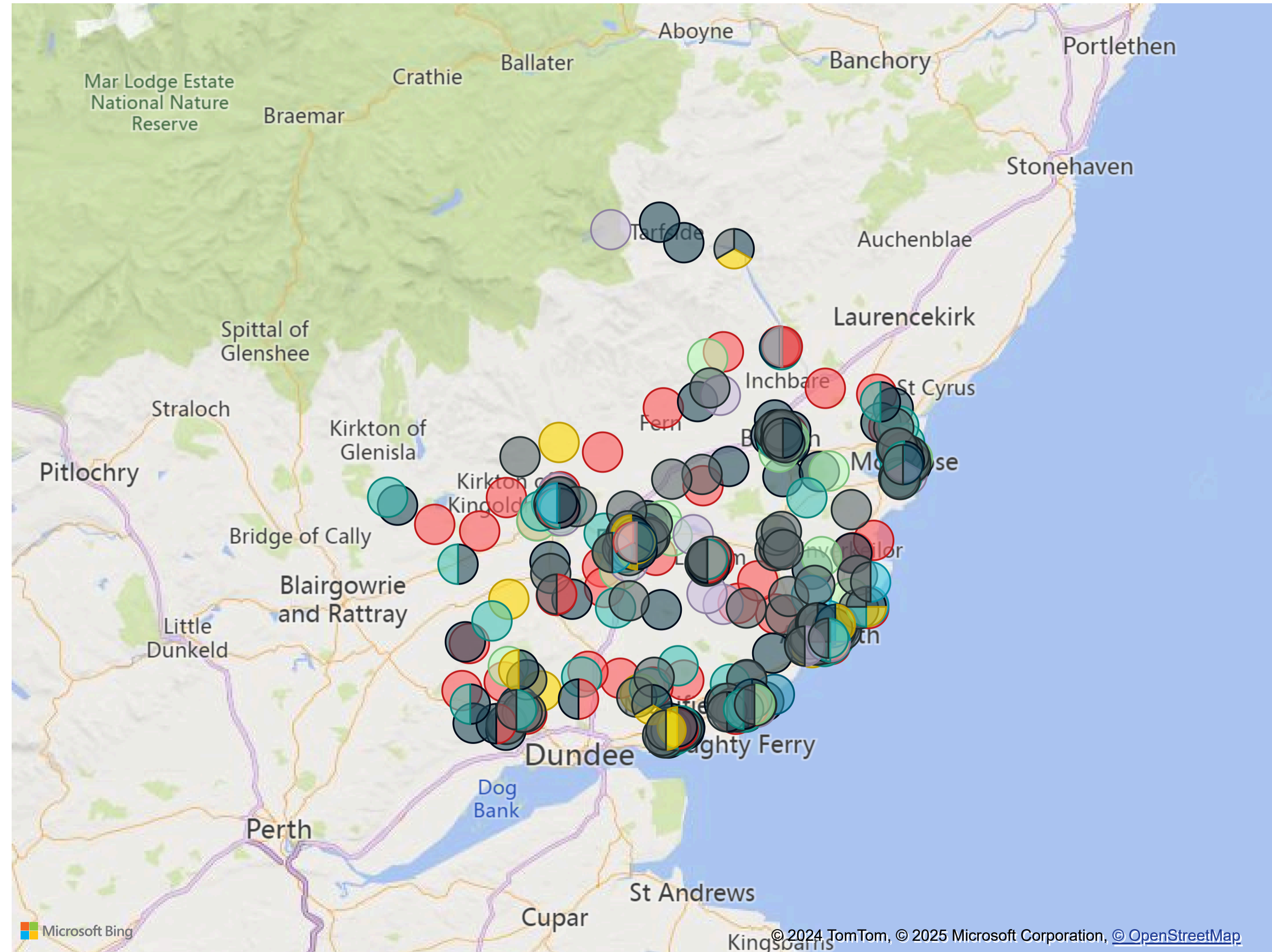
- Community, economic and social...
- Culture and Sport
- Education and research
- Environment and Animals
- General charitable purpose
- Grantmaking
- Health
- Housing
- Law, advocacy and civic organis...
- Professional associations
- Religious activities
- Social Care
- Volunteering and infrastructure ...

Local Authority

- Aberdeen
- Aberdeenshire
- Angus
- Argyll and Bute
- Clackmannanshire
- Dumfries and Galloway
- Dundee
- East Ayrshire
- East Dunbartonshire
- East Lothian
- East Renfrewshire

Voluntary organisations by postcode of recorded address

Simplified ICNPO ● Communit... ● Culture an... ● Education ... ● Environme... ● General ch... ● Grantmaki... ● Health ● Housing ● Law, advoc...



Scottish Parliamentary Region

- North East Scotland

Scottish Parliament Constituency

- Angus North and Mearns
- Angus South

UK Parliamentary Constituency

- Angus and Perthshire Glens
- Arbroath and Broughty Ferry

Geographical reach: local, national and international



88% of voluntary organisations are local

79% of Scottish charities are local

98% of community groups are local

There is a tendency for national and international charities to be larger than local ones, and more likely to be registered as charities.

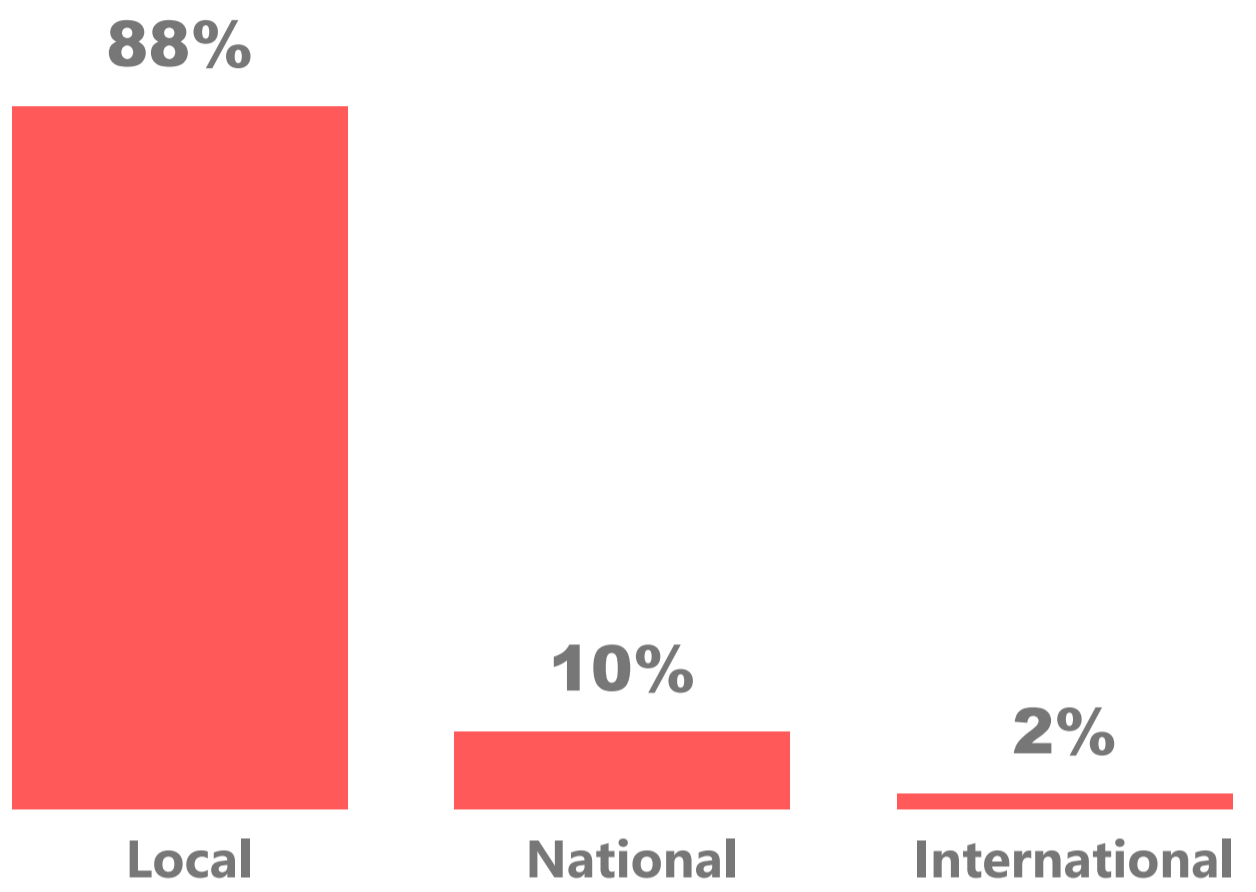
The majority of organisations are small regardless of their geographical scope.

Many international charities work in very local areas, eg in a specific region, or with a specific school or orphanage. Similarly many national charities are small, for example those dealing with very specialist interests or rare health issues.



For information on a particular locality, contact that area's TSI (Third Sector Interface)
<https://tsi.scot/tsi-directory/>

Voluntary organisations by Geographical Spread



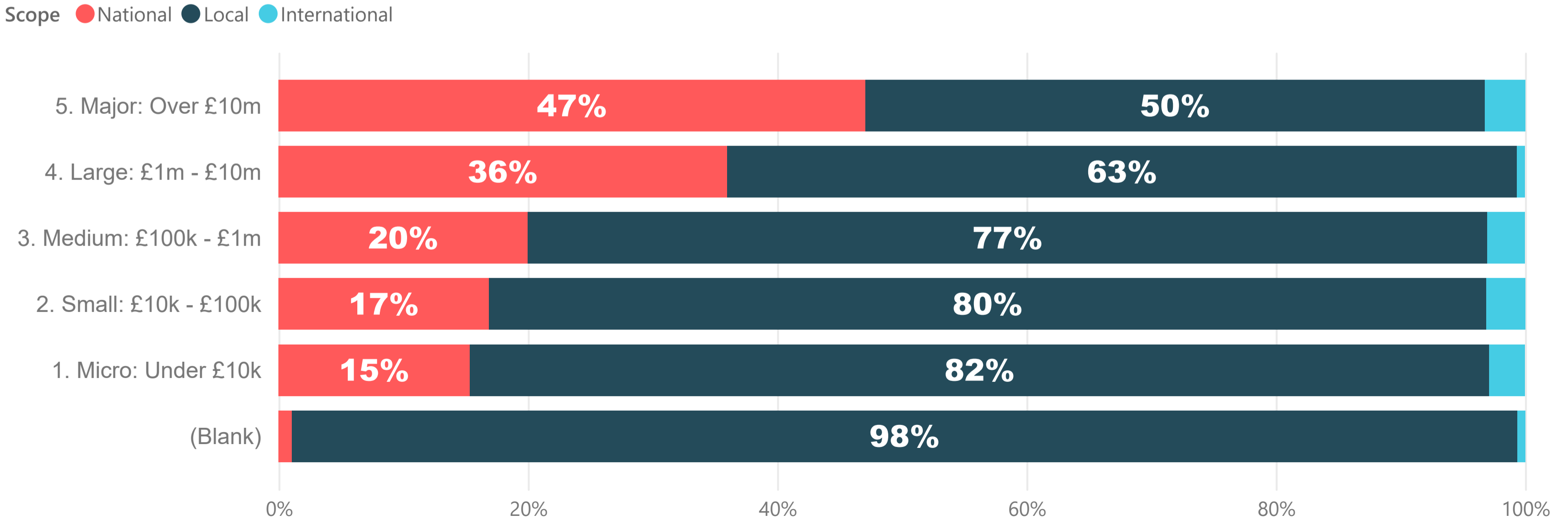
Filter by org type

- Community group
- Registered charity

Filter by Local Authority

- Aberdeen
- Aberdeenshire
- Angus
- Argyll and Bute
- Clackmannanshire
- Dumfries and Galloway
- Dundee
- East Ayrshire
- East Dunbartonshire
- East Lothian
- East Renfrewshire
- Edinburgh
- Falkirk
- Fife
- Glasgow

% of charities by size and Geographical Scope



Source: OSCR 2024 and SCVO 2024

Local Authority	No. of organisations	Paid Staff	Income 2023	2022 to 2023 Income change	Expenditure 2023	2022 to 2023 Spend change
Aberdeen	1369	4,846	£268M	£23M	£264M	£30M
Aberdeenshire	2190	1,516	£91M	-£1M	£80M	£15M
Angus	807	1,120	£79M	£16M	£62M	-£0M
Argyll and Bute	1525	1,617	£141M	£14M	£118M	£9M
Clackmannanshire	260	1,362	£56M	£3M	£55M	£4M
Dumfries and Galloway	1945	2,099	£161M	£21M	£138M	£1M
Dundee	977	3,510	£199M	£6M	£191M	£21M
East Ayrshire	778	1,687	£90M	£5M	£99M	£20M
East Dunbartonshire	770	891	£55M	-£3M	£59M	-£1M
East Lothian	645	1,381	£65M	£7M	£65M	£9M
East Renfrewshire	556	720	£38M	£3M	£38M	£4M
Edinburgh	4188	28,710	£2,725M	£111M	£2,651M	£145M
Falkirk	653	727	£49M	£3M	£50M	£6M
Fife	2592	3,845	£255M	£18M	£251M	£33M
Glasgow	3843	30,296	£1,907M	£76M	£1,825M	£67M
Highland	3799	3,762	£222M	£17M	£209M	£23M
Inverclyde	504	2,856	£143M	£4M	£148M	£7M
Midlothian	452	1,575	£84M	£6M	£76M	£2M
Moray	1017	885	£42M	£6M	£36M	£6M
Na h-Eileanan Siar (Western Isles)	669	739	£60M	-£3M	£52M	£4M
North Ayrshire	718	838	£66M	-£16M	£55M	-£50M
North Lanarkshire	1645	7,926	£295M	£7M	£286M	£4M
Orkney	709	557	£25M	£0M	£23M	£2M
Perth and Kinross	1672	2,347	£189M	£6M	£173M	-£22M
Renfrewshire	852	2,455	£143M	£1M	£139M	£7M
Scottish Borders	1276	1,952	£136M	£14M	£127M	£7M
Shetland	519	705	£44M	-£2M	£55M	£4M
South Ayrshire	784	1,370	£94M	£4M	£93M	-£2M
South Lanarkshire	1883	2,130	£106M	£7M	£105M	£12M
Stirling	791	2,291	£138M	£18M	£152M	£24M
West Dunbartonshire	731	721	£57M	£2M	£53M	£3M
Total	42561	118,614	£8,089M	£382M	£7,789M	£401M



Click on a column

Filter by type of organis...

- Community group
- Community Interest Com...
- Registered charity

Organisations and income / staffing data have been assigned to each Local Authority based on the location of their main office - the data associated with local branches and offices of national charities therefore often appears under main cities e.g. Edinburgh or Glasgow.

The figures in many areas are likely to be an undercount, and the actual economic footprint will be substantially larger.



For the most accurate and up to date information on a particular locality, contact that area's TSI (Third Sector Interface) <https://tsi.scot/tsi-directory/>

LA area	TSI	Local TSI info and directories
Aberdeen	https://acvo.org.uk/	https://acvo.org.uk/membership/directory/
Aberdeenshire	https://www.avashire.org.uk/	https://www.avashire.org.uk/group-search.html
Angus	https://www.voluntaryactionangus.org.uk/	https://anguscommunityconnector.org.uk/
Argyll and Bute	https://www.argylltsi.org/	https://abcd.scot/
Clackmannanshire	https://ctsi.org.uk/	https://fvsen.scot/
Dumfries and Galloway	https://www.tsdg.org.uk/	https://dglocator.org.uk/
Dundee	https://dvva.scot/	
East Ayrshire	https://cvoea.co.uk/	
East Dunbartonshire	https://edva.org/	https://www.eastdunassets.org.uk/
East Lothian	https://volunteereastlothian.org.uk/	https://volunteereastlothian.org.uk/community-directory
East Renfrewshire	https://va-er.org.uk/	
Edinburgh	https://www.evoc.org.uk/	https://www.evoc.org.uk/about-evoc/red-book/
Falkirk	https://www.cvsfalkirk.org.uk/	https://www.cvsfalkirk.org.uk/services-directory/



Filter by type of voluntary orga...

- Community group
- Community Interest Company...
- Registered charity

Click on a column heading to sort data

ScottishParliamentaryRegion	No of Orgs	Paid Staff 2023	Income 2022/23	Expenditure 2022/23
Lothian	5729	31,335	£2,828M	£2,761M
Edinburgh Central	1692	11,363	£1,384M	£1,429M
Edinburgh Northern and Leith	608	6,242	£461M	£452M
Edinburgh Southern	468	4,566	£443M	£390M
Edinburgh Western	513	1,661	£163M	£139M
Edinburgh Eastern	406	2,700	£124M	£102M
Edinburgh Pentlands	356	2,045	£106M	£111M
Midlothian North and Musselburgh	392	1,609	£85M	£77M
Almond Valley	658	673	£42M	£40M
Linlithgow	636	476	£20M	£21M
Glasgow	3977	30,829	£1,927M	£1,848M
Glasgow Kelvin	1412	14,063	£1,038M	£965M
Glasgow Southside	495	7,078	£310M	£311M
Glasgow Shettleston	344	4,418	£228M	£216M
Glasgow Maryhill and Springburn	306	1,644	£103M	£110M
Glasgow Pollok	277	645	£73M	£69M
Glasgow Anniesland	259	757	£54M	£52M
Glasgow Provan	238	892	£51M	£52M
Glasgow Cathcart	297	880	£43M	£46M
Rutherglen	349	452	£27M	£27M
North East Scotland	5303	10,948	£637M	£595M
Aberdeen Central	867	3,572	£194M	£190M
Dundee City West	612	2,694	£161M	£153M
Aberdeen South and North Kincardine	354	906	£54M	£54M
Angus South	491	525	£53M	£36M
Aberdeenshire West	732	632	£46M	£43M
Dundee City East	340	809	£38M	£37M
Angus North and Mearns	509	720	£31M	£30M
Banffshire and Buchan Coast	553	308	£22M	£16M
Aberdeen Donside	232	374	£19M	£19M
Aberdeenshire East	613	408	£18M	£16M
Mid Scotland and Fife	5140	9,808	£634M	£627M
Stirling	626	2,109	£126M	£138M
Perthshire North	931	1,568	£114M	£101M
North East Fife	751	1,022	£79M	£66M
Perthshire South and Kinross-shire	670	768	£74M	£71M
Clackmannanshire and Dunblane	391	1,533	£66M	£66M
Total	44620	118,874	£8,112M	£7,814M

UK Parliamentary Constituency	No of Orgs	Paid Staff 2023	Income 2022/23	Expenditure 2022/23
	4970	3,150	£235M	£202M
Aberdeen North	402	998	£63M	£59M
Aberdeen South	945	3,784	£203M	£202M
Aberdeenshire North and Moray East	750	424	£27M	£19M
Airdrie and Shotts	451	2,590	£83M	£82M
Alloa and Grangemouth	385	1,453	£72M	£72M
Angus and Perthshire Glens	927	1,288	£100M	£71M
Arbroath and Broughty Ferry	597	882	£61M	£55M
Argyll, Bute and South Lochaber	1446	1,661	£144M	£121M
Ayr, Carrick and Cumnock	651	1,322	£89M	£96M
Bathgate and Linlithgow	604	359	£18M	£19M
Berwickshire, Roxburgh and Selkirk	956	1,639	£124M	£116M
Caithness, Sutherland and Easter Ross	1848	1,201	£82M	£78M
Central Ayrshire	381	861	£62M	£61M
Coatbridge and Bellshill	394	437	£16M	£16M
Cowdenbeath and Kirkcaldy	553	888	£36M	£35M
Cumbernauld and Kirkintilloch	425	3,741	£124M	£122M
Dumfries and Galloway	1277	1,497	£85M	£79M
Dumfriesshire, Clydesdale and Tweeddale	1044	675	£36M	£32M
Dundee Central	734	3,075	£175M	£168M
Dunfermline and Dollar	586	925	£68M	£63M
East Kilbride and Strathaven	446	626	£24M	£24M
Edinburgh East and Musselburgh	983	7,148	£457M	£428M
Edinburgh North and Leith	1211	10,502	£1,322M	£1,360M
Edinburgh South	511	2,150	£113M	£112M
Edinburgh South West	777	5,985	£540M	£499M
Edinburgh West	637	3,004	£257M	£231M
Falkirk	374	550	£27M	£29M
Glasgow East	635	9,042	£708M	£623M
Total	44620	118,874	£8,112M	£7,814M

UK-wide or 'Cross Border' charities refer to charities that operate in England, Wales and Scotland and are registered with both the Charity Commission and OSCR. The UK-wide charities here all carry out activities in Scotland and are on OSCR's Scottish charity register. Staff and income figures for Scotland are estimates as they do not in general produce separate reports for their Scottish activities.

1275

UK wide charities registered in Scotland

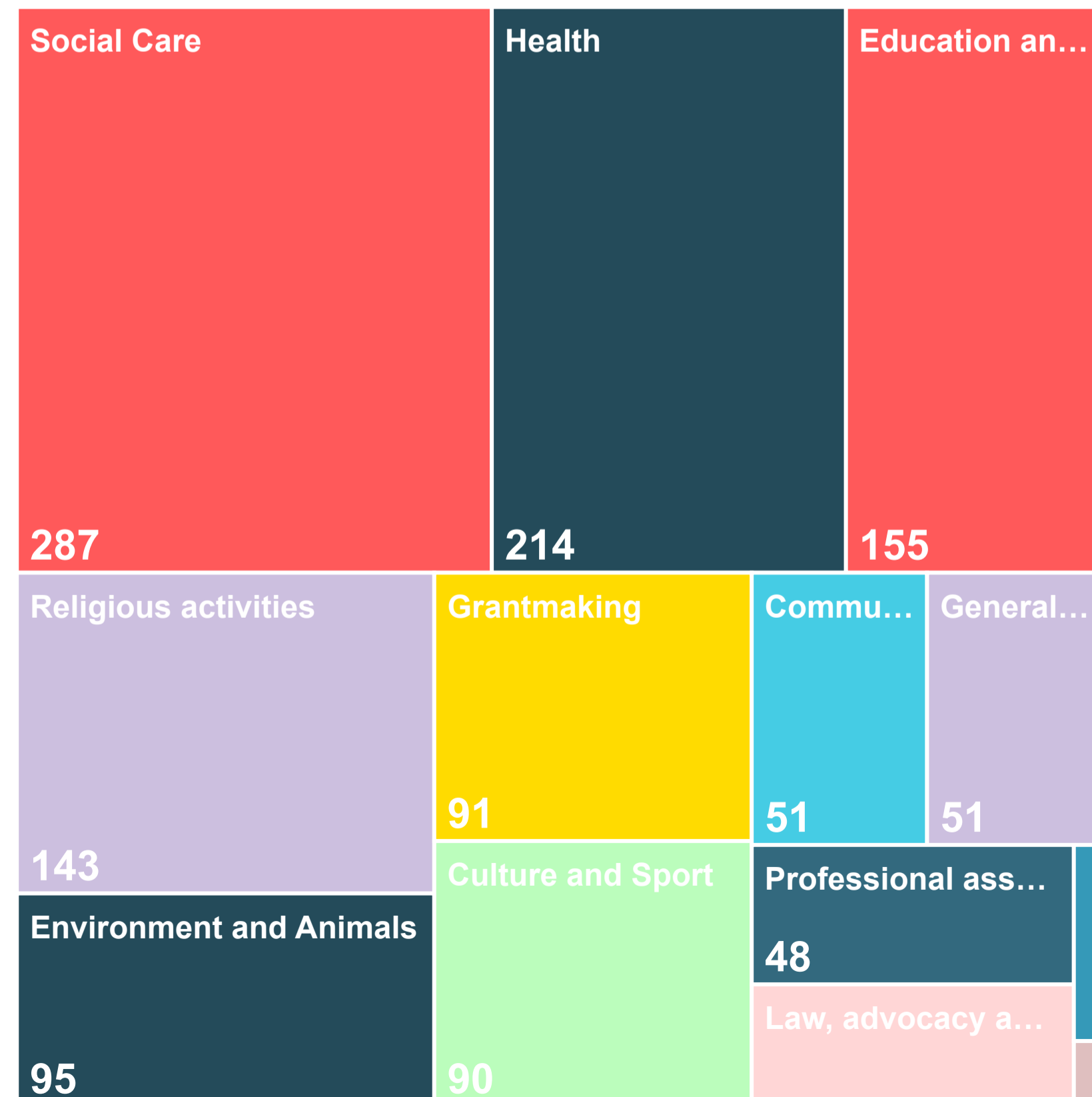
187,158

Paid Staff

£15bn

Income

Count of Cross Border charities by Field of Work



Around **15,000*** people in Scotland are employed by UK-wide charities

*conservative estimate of 8%, based on sample annual reports.

63% of UK charities have staff in Scotland.

Based on 10%* of UK charities' activity relating to Scotland, we estimate that **over £1 billion** of cross-border charity income relates to Scottish activities.

*conservative estimate based on [OSCR data on cross-border charities](#) average of 13.5%

Top Cross Border Charities by Staff

Charity Name	Paid Staff
The HALO Trust	10,390
Royal Mencap Society	7,534
Barnardo's	7,469
The Shaw Trust Limited	5,268
Community Integrated Care	5,253
change,grow,live	4,933
Cancer Research UK	4,591
The British Red Cross Society	4,579
Action For Children	4,429

Top Cross Border charities by Income

Charity Name	Income
Cancer Research UK	£718,793,137
The British Red Cross Society	£439,000,000
Oxfam	£400,600,000
British Heart Foundation	£381,300,000
Barnardo's	£315,252,000
Royal Commonwealth Society for the Blind	£313,352,000
The Shaw Trust Limited	£302,005,000
The Save the Children Fund	£294,356,000
change,grow,live	£284,264,901

The voluntary sector: who's in and who's out?



For the purpose of this State of the Sector report we have used the criteria below to define the voluntary sector:

Voluntary sector criteria

- Social, environmental or public benefit
- Organised, i.e. have a constitution
- Self-governing
- Non-statutory i.e. independent from government
- Non-profit distributing
- Volunteer-led i.e. run by unpaid board members

These criteria exclude 137 organisations which are registered charities, including universities and public sector bodies.

Most of these 137 charities are very large, and together they employ nearly 92,000 staff and had over £7bn turnover in 2023 - an economic footprint almost the size of the whole of the Scottish voluntary sector.

If we add the £7bn turnover of these charities to the £8.5bn income of the rest of the sector, the total turnover of charities in Scotland is over £15bn.

See also [OSCR's sector overview 2023](#)

Not included in SCVO voluntary sector statistics:

137 charities **92,000** paid staff **£7.4 billion** income

Type of organisation	No of charities	Paid Staff	Income
Universities and colleges	52	68,735	£6,189M
Schools	46	7,153	£453M
Leisure Trusts / Arms-length External Organisations (ALEOs)	30	12,644	£505M
Non-Departmental Public Bodies	9	3,456	£270M
Total	137	91,988	£7,417M

Exclusions

- **Formal education providers such as universities, colleges, and private schools**, eg University of Aberdeen, Ayrshire College, Gordonstoun School.
- **Bodies that are not entirely independent from the public sector such as non-departmental public bodies and Arms-length External Organisations (ALEOs)** eg Culture and Sport Glasgow, National Galleries of Scotland.
- Also excluded are CICs with shares, due to the non-profit distributing criteria.

Filter by Local Authority

- Aberdeen
- Aberdeenshire
- Angus

Charity Name	Paid Staff	Income
University Of Edinburgh	17,900	£1,415,150,000
University Of Glasgow Court	7,221	£960,700,000
University Of Strathclyde	4,428	£486,051,000
University Of Aberdeen	4,073	£272,779,000
University Of Stirling	3,418	£169,700,000
University Of Dundee	3,051	£332,717,000
University Of St Andrews	2,995	£318,601,655
Culture and Sport Glasgow	2,289	£146,242,000
Heriot-Watt University	2,235	£273,214,000
Edinburgh Napier University	2,085	£168,844,118
Court of the University of the West of Scotland	1,633	£155,908,000
Historic Environment Scotland	1,520	£115,230,000
Glasgow Caledonian University	1,514	£179,349,000
Robert Gordon University	1,357	£129,364,000
South Lanarkshire Leisure and Culture	1,338	£39,947,000
High Life Highland	1,292	£34,907,762
SRUC	1,228	£61,765,000
New College Lanarkshire	1,197	£79,760,000
City of Glasgow College	1,127	£97,075,000
Edinburgh Merchant Company Education Board	1,119	£76,933,963
Edinburgh College	1,048	£73,661,000
West College Scotland	1,028	£64,384,000
Edinburgh Leisure	1,004	£35,391,000
Board Of Management Of Dundee And Angus College	994	£48,012,000
Fife College	939	£57,486,000
Renfrewshire Leisure Limited	813	£20,854,842
Glasgow Clyde College	709	£55,277,000
Ayrshire College	667	£52,713,000
Board of Management of Forth Valley College of Further and Higher Education	641	£42,007,169
Total	91,988	£7,416,559,044